


STATEMENT OF APPROVED BUDGET, UTILIZATIONS, DISBURSEMENTS AND BALANCES
(For Off-Budgetary Funds)
As at the Quarter Ending September 30, 2023


Department : State Universities and Colleges (SUCs)
Agency/Entity : Tarlac State University
Operating Unit : < not applicable >
Organization Code (UACS) : 08 037 0000000
Fund Cluster : 05 - Internally Generated Funds
(e.g. UACS Fund Cluster: 05-Internally Generated Funds and 06-Business Related Funds)


Table with 18 columns: Particulars, UACS CODE, Approved Budgeted Revenue, Adjustments, Adjusted Budgeted Revenue, 1st Quarter Ending June 30, 2nd Quarter Ending June 30, 3rd Quarter Ending March 30, 4th Quarter Ending December 31, Total, 1st Quarter Ending June 30, 2nd Quarter Ending June 30, 3rd Quarter Ending September 30, 4th Quarter Ending December 31, Total, Unutilized Budget, Unpaid Obligations (10-15)=(17+18), Due and Demandable, Not Yet Due and Demandable.


Department : State Universities and Colleges (SUCs)
 Agency/Entity : Tarlac State University
 Operating Unit : < not applicable >
 Organization Code (UACS) : 08 037 000000
 Fund Cluster : 05 - Internally Generated Funds
 (e.g. UACS Fund Cluster: 05-Internally Generated Funds and 06-Business Related Funds)

Particulars	UACS CODE	Approved Budget			Utilizations					Disbursements					Balances		
		Approved Budgeted Revenue	Adjustments (Reductions, Modifications/ Augmentations)	Adjusted Budgeted Revenue	1st Quarter Ending March 31	2nd Quarter Ending June 30	3rd Quarter Ending September 30	4th Quarter Ending December 31	Total	1st Quarter Ending March 31	2nd Quarter Ending June 30	3rd Quarter Ending September 30	4th Quarter Ending December 31	Total	Unutilized Budget	Unpaid Obligations (10-15)=(17+18)	
																Due and Demandable	Not Yet Due and Demandable
1	2	3	4	5=(3+4)	6	7	8	9	10=(6+7+8+9)	11	12	13	14	15=(11+12+13+14)	16=(5-10)	17	18
PS		25,000,000.00	0.00	25,000,000.00	1,998,712.11	2,879,036.01	4,948,641.31	0.00	9,826,389.43	1,910,940.92	2,786,306.59	5,002,996.45	0.00	9,700,243.96	15,173,610.57	0.00	126,145.47
MOOE		26,189,878.05	0.00	26,189,878.05	89,255.60	0.00	0.00	0.00	89,255.60	89,255.60	0.00	0.00	0.00	89,255.60	26,100,622.45	0.00	0.00
RESEARCH PROGRAM	3202000000000000	55,329,739.10	0.00	55,329,739.10	876,697.00	2,140,911.62	2,597,832.09	0.00	5,615,440.71	808,340.62	1,875,928.91	2,604,532.75	0.00	5,288,802.28	49,714,298.39	0.00	326,638.43
Conduct of Research Services	320200100001000	55,329,739.10	0.00	55,329,739.10	876,697.00	2,140,911.62	2,597,832.09	0.00	5,615,440.71	808,340.62	1,875,928.91	2,604,532.75	0.00	5,288,802.28	49,714,298.39	0.00	326,638.43
PS		545,983.00	0.00	545,983.00	78,364.24	142,553.52	125,597.52	0.00	346,515.28	74,641.52	141,766.40	121,274.80	0.00	337,682.72	198,467.72	0.00	8,832.56
MOOE		54,783,756.10	0.00	54,783,756.10	798,332.76	1,998,358.10	2,472,234.57	0.00	5,268,925.43	733,699.10	1,734,162.51	2,483,257.95	0.00	4,951,119.56	49,514,830.67	0.00	317,805.87
OO : Community engagement Increased	3300000000000000	54,783,756.10	0.00	54,783,756.10	104,861.30	308,052.08	151,328.83	0.00	564,242.21	91,809.30	64,604.08	407,828.83	0.00	564,242.21	54,219,513.89	0.00	0.00
TECHNICAL ADVISORY EXTENSION PROGRAM	3301000000000000	54,783,756.10	0.00	54,783,756.10	104,861.30	308,052.08	151,328.83	0.00	564,242.21	91,809.30	64,604.08	407,828.83	0.00	564,242.21	54,219,513.89	0.00	0.00
Provision of Extension Services	330100100001000	54,783,756.10	0.00	54,783,756.10	104,861.30	308,052.08	151,328.83	0.00	564,242.21	91,809.30	64,604.08	407,828.83	0.00	564,242.21	54,219,513.89	0.00	0.00
MOOE		54,783,756.10	0.00	54,783,756.10	104,861.30	308,052.08	151,328.83	0.00	564,242.21	91,809.30	64,604.08	407,828.83	0.00	564,242.21	54,219,513.89	0.00	0.00
Sub-Total, Operations		441,976,762.67	0.00	441,976,762.67	38,649,652.23	44,534,056.97	36,270,205.62	0.00	119,453,914.82	33,061,605.13	43,141,883.73	40,114,025.59	0.00	116,317,514.45	322,522,847.85	0.00	3,136,400.37
PS		58,490,470.00	0.00	58,490,470.00	12,987,328.89	14,964,380.56	13,907,446.88	0.00	41,859,156.34	12,475,713.73	13,666,761.77	15,456,661.45	0.00	41,599,136.95	16,631,313.66	0.00	260,019.39
MOOE		383,486,292.67	0.00	383,486,292.67	25,662,323.34	29,569,676.41	22,362,758.73	0.00	77,594,758.48	20,585,891.40	29,475,121.96	24,657,364.14	0.00	74,718,377.50	305,891,534.19	0.00	2,876,380.98
FinEx (if Applicable)		0.00	0.00	0.00	0.00	0.00	0.00	0.00	0.00	0.00	0.00	0.00	0.00	0.00	0.00	0.00	0.00
CO		0.00	0.00	0.00	0.00	0.00	0.00	0.00	0.00	0.00	0.00	0.00	0.00	0.00	0.00	0.00	0.00
GRAND TOTAL		1,037,248,776.64	0.00	1,037,248,776.64	69,264,304.63	82,941,000.50	51,985,867.12	0.00	204,191,172.25	59,029,621.18	80,794,749.23	56,061,375.10	0.00	195,885,745.51	833,057,604.39	0.00	8,305,426.74
PS		97,966,288.00	0.00	97,966,288.00	19,721,423.74	22,691,255.01	20,687,428.87	0.00	63,100,108.62	17,579,435.53	21,764,380.20	22,099,047.59	0.00	62,442,863.32	34,866,179.38	0.00	657,245.30
MOOE		553,237,560.97	0.00	553,237,560.97	49,197,880.89	50,467,213.97	30,922,637.25	0.00	130,587,732.11	40,450,185.65	50,569,482.99	33,962,327.51	0.00	124,981,996.15	422,649,828.86	0.00	5,605,735.96
FinEx (if Applicable)		0.00	0.00	0.00	0.00	0.00	0.00	0.00	0.00	0.00	0.00	0.00	0.00	0.00	0.00	0.00	0.00
CO		386,044,927.67	0.00	386,044,927.67	345,000.00	9,782,531.52	375,800.00	0.00	10,503,331.52	0.00	8,460,886.04	0.00	0.00	8,460,886.04	375,541,596.15	0.00	2,042,445.48

Certified Correct: 
 JASPER A. YAUDERT, CPA
 Budget Officer
 Date: October 26, 2023 08:00 AM

Certified Correct: 
 RYAN R. RONQUILLO, CPA
 Accountant
 Date: October 26, 2023 08:00 AM

Recommending Approval By: 
 JOHN ERWIN C. PANILILIO, CPA
 Chief Finance Officer
 Date:

Approved By: 
 DR. ARNEL D. VELASCO
 Agency Head
 Date: October 26, 2023 08:01 AM