

QUARTERLY PHYSICAL REPORT OF OPERATION
As of March 31, 2026

Department : State Universities and Colleges (SUCs)
 Agency/Entity : Tarlac State University
 Operating Unit : < not applicable >
 Organization Code (UACS) : 08 037 0000000

Particulars	UACS CODE	Physical Target (Budget Year)					Physical Accomplishment (Budget Year)					Variance as of March 31, 2026	Remarks
		1st Quarter	2nd Quarter	3rd Quarter	4th Quarter	Total	1st Quarter	2nd Quarter	3rd Quarter	4th Quarter	Total		
1	2	3	4	5	6	7	8	9	10	11	12	13	14
HIGHER EDUCATION PROGRAM	3101000000000000												
OO : Relevant and quality tertiary education ensured to achieve inclusive growth and access of poor but deserving students to quality tertiary education increased													
Outcome Indicator(s)													
1. Percentage of first-time licensure exam takers that pass the licensure exams		10.00%	30.02%	10.00%	23.74%	73.76%	88.77%				88.77%	78.77%	
		(196/1,959)	(588/1,959)	(196/1,959)	(465/1,959)	(1,445/1,959)	(253/285)				(253/253)		
2. Percentage of graduates (2 years prior) that are employed		22.16%	22.16%	22.16%	22.16%	88.64%	22.47%				22.47%	0.31%	
		(780/3,520)	(780/3,520)	(780/3,520)	(780/3,520)	(3,120/3,520)	(791/3,520)				(791/791)		
Output Indicator(s)													
1. Percentage of undergraduate students enrolled in CHED-identified and RDC-identified priority programs				87.10%		87.10%	83.95%				83.95%	83.95%	
				(20,621/23,675)		(20,621/23,675)	(21,361/25,445)				(21,361/25,445)		
2. Percentage of undergraduate programs with accreditation		100.00%	100.00%	100.00%	100.00%	100.00%	100.00%				100.00%	0.00%	
		(34/34)	(34/34)	(34/34)	(34/34)	(34/34)	(34/34)				(34/34)		
ADVANCED EDUCATION PROGRAM	3201000000000000												
OO : Higher education research improved to promote economic productivity and innovation													
Outcome Indicator(s)													
1. Percentage of graduate school faculty engaged in research work applied in any of the following:													
a. pursuing advanced research degree programs (Ph.D.) or				2.22%		2.22%						0.00%	
				(1/45)		(1/45)							
b. actively pursuing within the last three (3) years (investigative research, basic and applied scientific research, policy research, social science research) or													
c. producing technologies for commercialization or livelihood improvement or													
d. whose research work resulted in an extension program					13.33%	13.33%						0.00%	
					(6/45)	(6/45)							
Output Indicator(s)													


Department : State Universities and Colleges (SUCs)
 Agency/Entity : Tarlac State University
 Operating Unit : < not applicable >
 Organization Code (UACS) : 08 037 0000000

Particulars	UACS CODE	Physical Target (Budget Year)					Physical Accomplishment (Budget Year)					Variance as of March 31, 2026	Remarks
		1st Quarter	2nd Quarter	3rd Quarter	4th Quarter	Total	1st Quarter	2nd Quarter	3rd Quarter	4th Quarter	Total		
1	2	3	4	5	6	7	8	9	10	11	12	13	14
1. Percentage of graduate students enrolled in research degree programs				100.00%		100.00%	100.00%				100.00%	100.00%	
				(658/658)		(658/658)	(937/937)				(937/937)		
2. Percentage of accredited graduate programs		100.00%	100.00%	100.00%	100.00%	100.00%	100.00%				100.00%	0.00%	
		(10/10)	(10/10)	(10/10)	(10/10)	(10/10)	(10/10)				(10/10)		
RESEARCH PROGRAM	3202000000000000												
OO : Higher education research improved to promote economic productivity and innovation													
Outcome Indicator(s)													
1. Number of research outputs in the last three years utilized by the industry or by other beneficiaries						14	14	13			13	13	
Output Indicator(s)													
1. Number of research outputs completed within the year		0	19	0	20	39	11				11	11	
2. Percentage of research outputs published in internationally-refereed or CHED recognized journal within the year		0	5.21%	0	7.29%	12.50%	0				0	0.00%	
			(5/96)		(7/96)	(12/96)							
TECHNICAL ADVISORY EXTENSION PROGRAM	3301000000000000												
OO : Community engagement increased													
Outcome Indicator(s)													
1. Number of active partnerships with LGUs, industries, NGOs, NGAs, SMEs, and other stakeholders as a result of extension activities		13	25	5	3	46	3				3	-10	The variance in target attainment is primarily attributed to the implementation of a revised procedure aimed at streamlining the submission of post-reportorial documents. Previously, submissions were required within 10 days after the completion of each program or project; however, under the new guidelines, submissions are now made on a biannual basis or at the end of each semester, except for stand-alone projects. This adjustment has resulted in a temporary decrease in the number of documents received, thereby affecting the reporting and validation of completed extension projects. Nevertheless, this variance is expected to be addressed, and target attainment is anticipated to improve in the succeeding quarter once the pending post-reportorial documents are duly submitted.
Output Indicator(s)													
1. Number of trainees weighted by the length of training		668	2000	316	166	3,150	150				150	-518	The variance in target attainment is

Department : State Universities and Colleges (SUCs)
 Agency/Entity : Tarlac State University
 Operating Unit : < not applicable >
 Organization Code (UACS) : 08 037 0000000


Particulars	UACS CODE	Physical Target (Budget Year)					Physical Accomplishment (Budget Year)					Variance as of March 31, 2026	Remarks
		1st Quarter	2nd Quarter	3rd Quarter	4th Quarter	Total	1st Quarter	2nd Quarter	3rd Quarter	4th Quarter	Total		
1	2	3	4	5	6	7	8	9	10	11	12	13	14
													primarily attributed to the implementation of a revised procedure aimed at streamlining the submission of post-reportorial documents. Previously, submissions were required within 10 days after the completion of each program or project; however, under the new guidelines, submissions are now made on a biannual basis or at the end of each semester, except for stand-alone projects. This adjustment has resulted in a temporary decrease in the number of documents received, thereby affecting the reporting and validation of completed extension projects. Nevertheless, this variance is expected to be addressed, and target attainment is anticipated to improve in the succeeding quarter once the pending post-reportorial documents are duly submitted.
2. Number of extension programs organized and supported consistent with the SUC's mandated and priority programs		50	63	14	8	135	43				43	-7	The variance in target attainment is primarily attributed to the implementation of a revised procedure aimed at streamlining the submission of post-reportorial documents. Previously, submissions were required within 10 days after the completion of each program or project; however, under the new guidelines, submissions are now made on a biannual basis or at the end of each semester, except for stand-alone projects. This adjustment has resulted in a temporary decrease in the number of documents received, thereby affecting the reporting and validation of completed extension projects. Nevertheless, this variance is expected to be addressed, and target attainment is anticipated to improve in the succeeding quarter once the pending post-reportorial documents are duly submitted.
3. Percentage of beneficiaries who rate the training course/s as satisfactory or higher in terms of quality and relevance		100.00%	100.00%	100.00%	100.00%	100.00%	25.00%				25.00%	-75.00%	The variance in target attainment is primarily attributed to the implementation of a revised procedure aimed at streamlining the submission of post-reportorial documents. Previously, submissions were required within 10 days after the completion of each program or project; however, under the new guidelines, submissions are now made on a biannual basis or at the end of each semester, except for stand-alone projects. This adjustment has resulted in a temporary decrease in the number of documents received, thereby affecting the reporting and validation of completed extension projects. Nevertheless, this variance is expected to be addressed, and target attainment is anticipated to improve in the succeeding quarter once the pending post-reportorial documents are duly submitted.
		(990/990)	(435/435)	(402/402)	(311/311)	(2,138/2,138)	(250/990)				(250/990)		

Prepared By:




DR. JAY R. PABUSTAN
Planning Officer
Date: April 17, 2026 02:08 PM

In coordination with:



RYAN R. RONDILLO, CPA
Officer-In-Charge-Budget
Date: April 17, 2026 02:08 PM

Approved By:



DR. MAURA CONSOLACION M. CRISTOBAL
OIC-President
Date: April 28, 2026 02:25 PM