

STATEMENT OF APPROPRIATIONS, ALLOTMENTS, OBLIGATIONS, DISBURSEMENTS AND BALANCES
As at the Quarter Ending December 31, 2021

Department: State Universities and Colleges (SUCs)
 Agency: Tarlac State University
 Operating Unit: < not applicable >
 Organization Code (UACS): 08 037 0000000
 Fund Cluster: 01 Regular Agency Fund

	Current Year Appropriations
	Supplemental Appropriations
X	Continuing Appropriations

(e.g. UACS Fund Cluster: 01-Regular Agency Fund, 02-Foreign Assisted Projects Fund, 03-Special Account-Locally Funded/Domestic Grants Fund, and 04-Special Account-Foreign Assisted/Foreign Grants Fund)

Particulars	UACS CODE	Appropriations			Allotments					Current Year Obligations				Current Year Disbursements				Balances					
		Authorized Appropriations	Adjustments (Transfer To/From, Realignment)	Adjusted Appropriations	Allotments Received	Adjustments (Withdrawal, Realignment)	Transfer To	Transfer From	Adjusted Total Allotments	1st Quarter Ending March 31	2nd Quarter Ending June 30	3rd Quarter Ending Sept. 30	4th Quarter Ending Dec. 31	TOTAL	1st Quarter Ending March 31	2nd Quarter Ending June 30	3rd Quarter Ending Sept. 30	4th Quarter Ending Dec. 31	TOTAL	Unreleased Appro	Unobligated Allotments	Unpaid Obligations	
		3	4	5=(3+4)	6	7	8	9	10=[(8+)-(7)-8+9]	11	12	13	14	15=(11+12+13+14)	16	17	18	19	20=(16+17+18+19)	21=(5-10)	22=(10-15)	23	24
I. Continuing Appropriations		36,500,980.35	(17,727,980.34)	18,773,000.01	18,773,000.01	0.00	0.00	0.00	18,773,000.01	13,677,374.88	2,076,263.03	0.00	1,669,451.00	17,423,089.01	4,669,556.35	8,912,178.49	2,171,903.17	0.00	15,753,638.01	0.00	1,349,911.00	0.00	1,669,451.00
I. Agency Specific Budget		36,500,980.35	(17,727,980.34)	18,773,000.01	18,773,000.01	0.00	0.00	0.00	18,773,000.01	13,677,374.88	2,076,263.03	0.00	1,669,451.00	17,423,089.01	4,669,556.35	8,912,178.49	2,171,903.17	0.00	15,753,638.01	0.00	1,349,911.00	0.00	1,669,451.00
General Administration and Support	10000000000000	4,864,662.09	(2,894,606.59)	1,970,055.50	1,970,055.50	0.00	0.00	0.00	1,970,055.50	1,457,711.73	512,341.77	0.00	0.00	1,970,055.50	1,457,711.73	512,341.77	0.00	0.00	1,970,055.50	0.00	0.00	0.00	0.00
General Management and Supervision	100000100001000	4,864,662.09	(2,894,606.59)	1,970,055.50	1,970,055.50	0.00	0.00	0.00	1,970,055.50	1,457,711.73	512,341.77	0.00	0.00	1,970,055.50	1,457,711.73	512,341.77	0.00	0.00	1,970,055.50	0.00	0.00	0.00	0.00
MOOE		4,864,662.09	(2,894,606.59)	1,970,055.50	1,970,055.50	0.00	0.00	0.00	1,970,055.50	1,457,711.73	512,341.77	0.00	0.00	1,970,055.50	1,457,711.73	512,341.77	0.00	0.00	1,970,055.50	0.00	0.00	0.00	0.00
Sub-Total, General Administration and Support		4,864,662.09	(2,894,606.59)	1,970,055.50	1,970,055.50	0.00	0.00	0.00	1,970,055.50	1,457,711.73	512,341.77	0.00	0.00	1,970,055.50	1,457,711.73	512,341.77	0.00	0.00	1,970,055.50	0.00	0.00	0.00	0.00
PS		0.00	0.00	0.00	0.00	0.00	0.00	0.00	0.00	0.00	0.00	0.00	0.00	0.00	0.00	0.00	0.00	0.00	0.00	0.00	0.00	0.00	0.00
MOOE		4,864,662.09	(2,894,606.59)	1,970,055.50	1,970,055.50	0.00	0.00	0.00	1,970,055.50	1,457,711.73	512,341.77	0.00	0.00	1,970,055.50	1,457,711.73	512,341.77	0.00	0.00	1,970,055.50	0.00	0.00	0.00	0.00
FinEx (if Applicable)		0.00	0.00	0.00	0.00	0.00	0.00	0.00	0.00	0.00	0.00	0.00	0.00	0.00	0.00	0.00	0.00	0.00	0.00	0.00	0.00	0.00	0.00
CO		0.00	0.00	0.00	0.00	0.00	0.00	0.00	0.00	0.00	0.00	0.00	0.00	0.00	0.00	0.00	0.00	0.00	0.00	0.00	0.00	0.00	0.00
Support to Operations	2000000000000000	363,238.80	(47,001.00)	316,237.80	316,237.80	0.00	0.00	0.00	316,237.80	316,237.97	(0.17)	0.00	0.00	316,237.80	140,922.50	175,315.30	0.00	0.00	316,237.80	0.00	0.00	0.00	0.00
Auxiliary Services	200000100001000	363,238.80	(47,001.00)	316,237.80	316,237.80	0.00	0.00	0.00	316,237.80	316,237.97	(0.17)	0.00	0.00	316,237.80	140,922.50	175,315.30	0.00	0.00	316,237.80	0.00	0.00	0.00	0.00
MOOE		363,238.80	(47,001.00)	316,237.80	316,237.80	0.00	0.00	0.00	316,237.80	316,237.97	(0.17)	0.00	0.00	316,237.80	140,922.50	175,315.30	0.00	0.00	316,237.80	0.00	0.00	0.00	0.00
Sub-Total, Support to Operations		363,238.80	(47,001.00)	316,237.80	316,237.80	0.00	0.00	0.00	316,237.80	316,237.97	(0.17)	0.00	0.00	316,237.80	140,922.50	175,315.30	0.00	0.00	316,237.80	0.00	0.00	0.00	0.00
PS		0.00	0.00	0.00	0.00	0.00	0.00	0.00	0.00	0.00	0.00	0.00	0.00	0.00	0.00	0.00	0.00	0.00	0.00	0.00	0.00	0.00	0.00
MOOE		363,238.80	(47,001.00)	316,237.80	316,237.80	0.00	0.00	0.00	316,237.80	316,237.97	(0.17)	0.00	0.00	316,237.80	140,922.50	175,315.30	0.00	0.00	316,237.80	0.00	0.00	0.00	0.00
FinEx (if Applicable)		0.00	0.00	0.00	0.00	0.00	0.00	0.00	0.00	0.00	0.00	0.00	0.00	0.00	0.00	0.00	0.00	0.00	0.00	0.00	0.00	0.00	0.00
CO		0.00	0.00	0.00	0.00	0.00	0.00	0.00	0.00	0.00	0.00	0.00	0.00	0.00	0.00	0.00	0.00	0.00	0.00	0.00	0.00	0.00	0.00
Operations	3000000000000000	31,273,076.46	(14,786,370.75)	16,486,705.71	16,486,705.71	0.00	0.00	0.00	16,486,705.71	11,903,425.26	1,503,921.43	0.00	1,669,451.00	15,136,797.71	3,076,922.12	8,224,521.42	2,171,903.17	0.00	13,467,346.71	0.00	1,349,911.00	0.00	1,669,451.00
OO - Relevant and quality tertiary education ensured to achieve inclusive growth and access of poor but deserving students to quality tertiary education increased		29,949,469.15	(14,410,937.00)	15,538,532.15	15,538,532.15	0.00	0.00	0.00	15,538,532.15	11,117,383.29	1,401,786.86	0.00	1,669,451.00	14,188,621.15	2,573,112.88	7,912,274.68	2,033,782.59	0.00	12,519,170.15	0.00	1,349,911.00	0.00	1,669,451.00
HIGHER EDUCATION PROGRAM		29,949,469.15	(14,410,937.00)	15,538,532.15	15,538,532.15	0.00	0.00	0.00	15,538,532.15	11,117,383.29	1,401,786.86	0.00	1,669,451.00	14,188,621.15	2,573,112.88	7,912,274.68	2,033,782.59	0.00	12,519,170.15	0.00	1,349,911.00	0.00	1,669,451.00
Provision of Higher Education Services	310100100001000	29,949,469.15	(14,410,937.00)	15,538,532.15	15,538,532.15	0.00	0.00	0.00	15,538,532.15	11,117,383.29	1,401,786.86	0.00	1,669,451.00	14,188,621.15	2,573,112.88	7,912,274.68	2,033,782.59	0.00	12,519,170.15	0.00	1,349,911.00	0.00	1,669,451.00
MOOE		25,306,132.84	(12,786,962.69)	12,519,170.15	12,519,170.15	0.00	0.00	0.00	12,519,170.15	11,117,383.29	1,401,786.86	0.00	0.00	12,519,170.15	2,573,112.88	7,912,274.68	2,033,782.59	0.00	12,519,170.15	0.00	0.00	0.00	0.00
CO		4,643,336.31	(1,623,974.31)	3,019,362.00	3,019,362.00	0.00	0.00	0.00	3,019,362.00	0.00	0.00	0.00	1,669,451.00	1,669,451.00	0.00	0.00	0.00	0.00	0.00	0.00	1,349,911.00	0.00	1,669,451.00
OO - Higher education research improved to promote economic productivity and innovation		872,532.59	(280,813.59)	591,719.00	591,719.00	0.00	0.00	0.00	591,719.00	491,766.36	99,952.61	0.00	0.00	591,719.00	203,533.64	312,246.74	75,938.62	0.00	591,719.00	0.00	0.00	0.00	0.00
ADVANCED EDUCATION PROGRAM		214,616.45	(172,963.59)	41,662.86	41,662.86	0.00	0.00	0.00	41,662.86	27,660.25	13,702.61	0.00	0.00	41,662.86	27,660.25	0.00	13,702.61	0.00	41,662.86	0.00	0.00	0.00	0.00


This report was generated using the Unified Reporting System on 02/02/2022 03:02 version: FAR1.1.1 ; Status : SUBMITTED

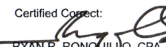
Department: State Universities and Colleges (SUCs)
 Agency: Tarlac State University
 Operating Unit: < not applicable >
 Organization Code (UACS): 08 037 000000
 Fund Cluster: 01 Regular Agency Fund

	Current Year Appropriations
	Supplemental Appropriations
X	Continuing Appropriations

(e.g. UACS Fund Cluster: 01-Regular Agency Fund, 02-Foreign Assisted Projects Fund, 03-Special Account-Locally Funded/Domestic Grants Fund, and 04-Special Account-Foreign Assisted/Foreign Grants Fund)


Particulars	UACS CODE	Appropriations			Allotments			Current Year Obligations							Current Year Disbursements				Balances					
		Authorized Appropriations	Adjustments (Transfer To/From, Realignment)	Adjusted Appropriations	Allotments Received	Adjustments (Withdrawal, Realignment)	Transfer To	Transfer From	Adjusted Total Allotments	1st Quarter Ending March 31	2nd Quarter Ending June 30	3rd Quarter Ending Sept. 30	4th Quarter Ending Dec. 31	TOTAL	1st Quarter Ending March 31	2nd Quarter Ending June 30	3rd Quarter Ending Sept. 30	4th Quarter Ending Dec. 31	TOTAL	Unreleased Appro	Unobligated Allotments	Unpaid Obligations		
		3	4	5=(3+4)	6	7	8	9	10=[6+(7)-8+9]	11	12	13	14	15=(11+12+13+14)	16	17	18	19	20=(16+17+18+19)	21=(5-10)	22=(10-15)	23	24	
Provision of Advanced Education Services	32010010001000	214,616.45	(172,953.59)	41,662.86	41,662.86	0.00	0.00	41,662.86	27,960.25	13,702.61	0.00	0.00	41,662.86	27,960.25	0.00	13,702.61	0.00	41,662.86	0.00	0.00	0.00	0.00	0.00	0.00
MOOE		214,616.45	(172,953.59)	41,662.86	41,662.86	0.00	0.00	41,662.86	27,960.25	13,702.61	0.00	0.00	41,662.86	27,960.25	0.00	13,702.61	0.00	41,662.86	0.00	0.00	0.00	0.00	0.00	0.00
RESEARCH PROGRAM		657,916.14	(107,860.00)	550,056.14	550,056.14	0.00	0.00	550,056.14	463,806.14	86,250.00	0.00	0.00	550,056.14	175,573.39	312,246.74	62,236.01	0.00	550,056.14	0.00	0.00	0.00	0.00	0.00	0.00
Conduct of Research Services	320200100001000	657,916.14	(107,860.00)	550,056.14	550,056.14	0.00	0.00	550,056.14	463,806.14	86,250.00	0.00	0.00	550,056.14	175,573.39	312,246.74	62,236.01	0.00	550,056.14	0.00	0.00	0.00	0.00	0.00	0.00
MOOE		657,916.14	(107,860.00)	550,056.14	550,056.14	0.00	0.00	550,056.14	463,806.14	86,250.00	0.00	0.00	550,056.14	175,573.39	312,246.74	62,236.01	0.00	550,056.14	0.00	0.00	0.00	0.00	0.00	0.00
OO - Community engagement increased		451,077.72	(94,620.16)	356,457.56	356,457.56	0.00	0.00	356,457.56	294,275.60	62,181.96	0.00	0.00	356,457.56	294,275.60	0.00	62,181.96	0.00	356,457.56	0.00	0.00	0.00	0.00	0.00	0.00
TECHNICAL ADVISORY EXTENSION PROGRAM		451,077.72	(94,620.16)	356,457.56	356,457.56	0.00	0.00	356,457.56	294,275.60	62,181.96	0.00	0.00	356,457.56	294,275.60	0.00	62,181.96	0.00	356,457.56	0.00	0.00	0.00	0.00	0.00	0.00
Provision of Extension Services	330100100001000	451,077.72	(94,620.16)	356,457.56	356,457.56	0.00	0.00	356,457.56	294,275.60	62,181.96	0.00	0.00	356,457.56	294,275.60	0.00	62,181.96	0.00	356,457.56	0.00	0.00	0.00	0.00	0.00	0.00
MOOE		451,077.72	(94,620.16)	356,457.56	356,457.56	0.00	0.00	356,457.56	294,275.60	62,181.96	0.00	0.00	356,457.56	294,275.60	0.00	62,181.96	0.00	356,457.56	0.00	0.00	0.00	0.00	0.00	0.00
Sub-Total, Operations		31,273,079.46	(14,786,370.75)	16,486,708.71	16,486,708.71	0.00	0.00	16,486,708.71	11,903,425.28	1,563,921.43	0.00	1,669,451.00	15,136,797.71	3,070,922.12	8,224,521.42	2,171,903.17	0.00	13,467,346.71	0.00	1,349,911.00	0.00	1,669,451.00	0.00	0.00
PS		0.00	0.00	0.00	0.00	0.00	0.00	0.00	0.00	0.00	0.00	0.00	0.00	0.00	0.00	0.00	0.00	0.00	0.00	0.00	0.00	0.00	0.00	0.00
MOOE		26,629,743.15	(13,162,396.44)	13,467,346.71	13,467,346.71	0.00	0.00	13,467,346.71	11,903,425.28	1,563,921.43	0.00	0.00	13,467,346.71	3,070,922.12	8,224,521.42	2,171,903.17	0.00	13,467,346.71	0.00	0.00	0.00	0.00	0.00	0.00
FinEx (if Applicable)		0.00	0.00	0.00	0.00	0.00	0.00	0.00	0.00	0.00	0.00	0.00	0.00	0.00	0.00	0.00	0.00	0.00	0.00	0.00	0.00	0.00	0.00	0.00
CO		4,643,336.31	(1,623,974.31)	3,019,362.00	3,019,362.00	0.00	0.00	3,019,362.00	0.00	0.00	0.00	1,669,451.00	1,669,451.00	0.00	0.00	0.00	0.00	0.00	0.00	1,349,911.00	0.00	1,669,451.00	0.00	0.00
GRAND TOTAL		36,500,980.35	(17,727,980.34)	18,773,000.01	18,773,000.01	0.00	0.00	18,773,000.01	13,677,374.96	2,076,263.03	0.00	1,669,451.00	17,423,089.01	4,695,556.35	8,912,178.49	2,171,903.17	0.00	15,753,638.01	0.00	1,349,911.00	0.00	1,669,451.00	0.00	0.00
PS		0.00	0.00	0.00	0.00	0.00	0.00	0.00	0.00	0.00	0.00	0.00	0.00	0.00	0.00	0.00	0.00	0.00	0.00	0.00	0.00	0.00	0.00	0.00
MOOE		31,857,644.04	(16,104,036.03)	15,753,638.01	15,753,638.01	0.00	0.00	15,753,638.01	13,677,374.96	2,076,263.03	0.00	0.00	15,753,638.01	4,695,556.35	8,912,178.49	2,171,903.17	0.00	15,753,638.01	0.00	0.00	0.00	0.00	0.00	0.00
FinEx (if Applicable)		0.00	0.00	0.00	0.00	0.00	0.00	0.00	0.00	0.00	0.00	0.00	0.00	0.00	0.00	0.00	0.00	0.00	0.00	0.00	0.00	0.00	0.00	0.00
CO		4,643,336.31	(1,623,974.31)	3,019,362.00	3,019,362.00	0.00	0.00	3,019,362.00	0.00	0.00	0.00	1,669,451.00	1,669,451.00	0.00	0.00	0.00	0.00	0.00	0.00	1,349,911.00	0.00	1,669,451.00	0.00	0.00

Certified Correct:

 JASPER A. YAUDER, CPA
 Budget Officer
 Date: 2022-01-30 11:54:24

Certified Correct:

 RYLAN R. RONQUILLO, CPA
 Accountant
 Date: 2022-01-30 11:54:24

Recommending Approval:

 JOHN ERWIN G. PANLILIO, CPA
 Chief Administrative Officer
 Date: 2022-01-30 12:14:05

Approved By:

 DR. MYRNA Q. MALLARI, CPA
 Agency Head
 Date: 2022-01-30 12:42:28